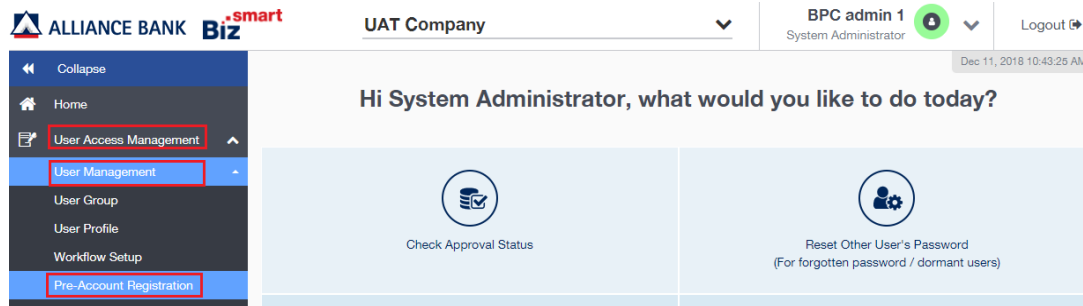


How to pre-register account (Favourite Account)?

Login as System Administrator (XXXXXXcad)

Step 1. Go to **User Access Management > User Management > Click on “Pre-Account Registration”**



ALLIANCE BANK Biz UAT Company BPC admin 1 System Administrator Logout

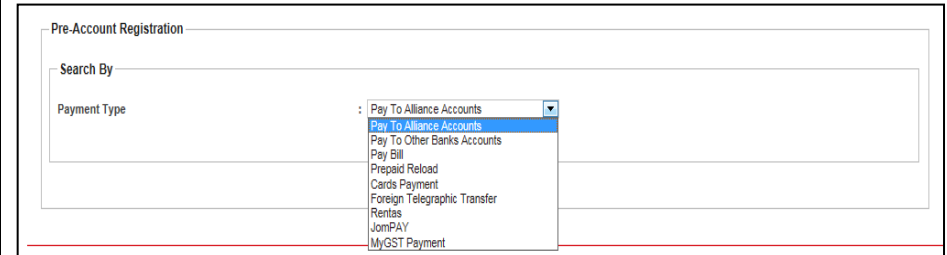
Dec 11, 2018 10:43:26 AM

Hi System Administrator, what would you like to do today?

Check Approval Status

Reset Other User's Password
(For forgotten password / dormant users)

Step 2. Select the **Payment Type** that you would like to register



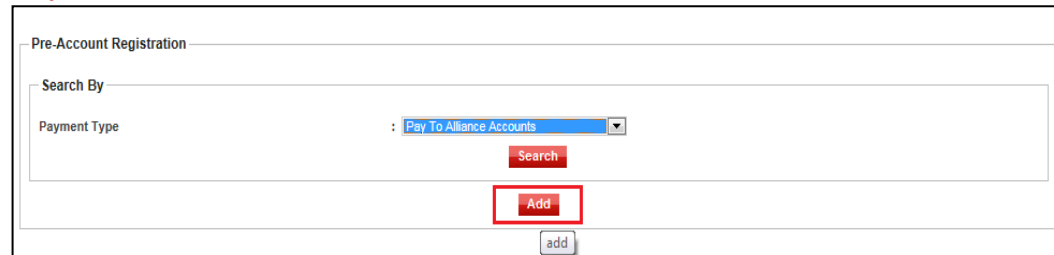
Pre-Account Registration

Search By

Payment Type : Pay To Alliance Accounts

- Pay To Alliance Accounts
- Pay To Other Banks Accounts
- Pay Bill
- Prepaid Reload
- Cards Payment
- Foreign Telegraphic Transfer
- Rentas
- JomPAY
- MyGST Payment

Step 3. Click on **“Add”**



Pre-Account Registration

Search By

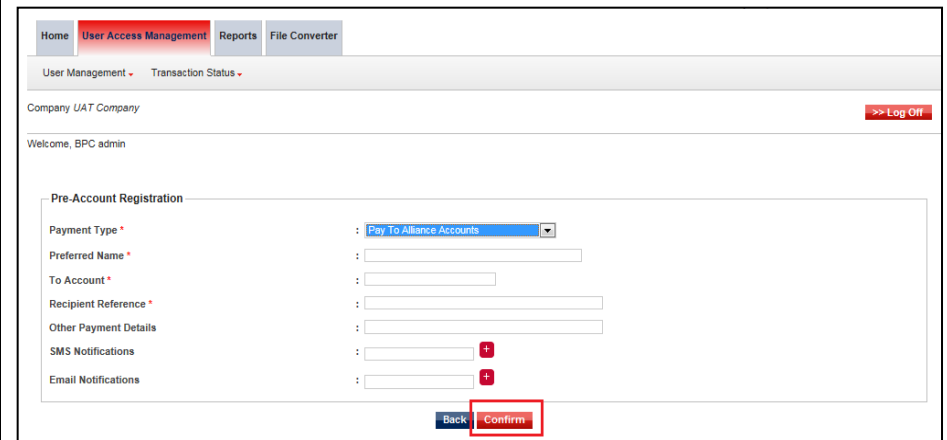
Payment Type : Pay To Alliance Accounts

Search

Add

add

Step 4. Enter the information (*field with asterisk (*) is a mandatory field*) > click on **“Confirm”**



Home User Access Management Reports File Converter

User Management Transaction Status

Company UAT Company Log Off

Welcome, BPC admin

Pre-Account Registration

Payment Type * : Pay To Alliance Accounts

Preferred Name * : _____

To Account * : _____

Recipient Reference * : _____

Other Payment Details : _____

SMS Notifications : _____ +

Email Notifications : _____ +

Back Confirm

Step 5. Click on “Confirm” at the Preview page

Pre-Account Registration- Preview

Payment Type : Pay To Other Banks Accounts

Preferred Name : tester name

Beneficiary Bank : Affin bank Bhd

Beneficiary Name : tester name

Beneficiary Account No : 1233654789

ID Type : Not Applicable

Recipient Reference : from tester

Other Payment Details :

SMS Notifications :-

Email Notifications :-

Step 6. System will display “Transaction is successfully sent for approval”. Please proceed for System Authoriser to approve the maintenance.

Pre-Account Registration- Acknowledgement

Transaction is successfully sent for approval.

Payment Type : Pay To Other Banks Accounts

Preferred Name : tester name

Beneficiary Bank : Affin bank Bhd

Beneficiary Name : tester name

Beneficiary Account No : 1233654789

ID Type : Not Applicable

Recipient Reference : from tester

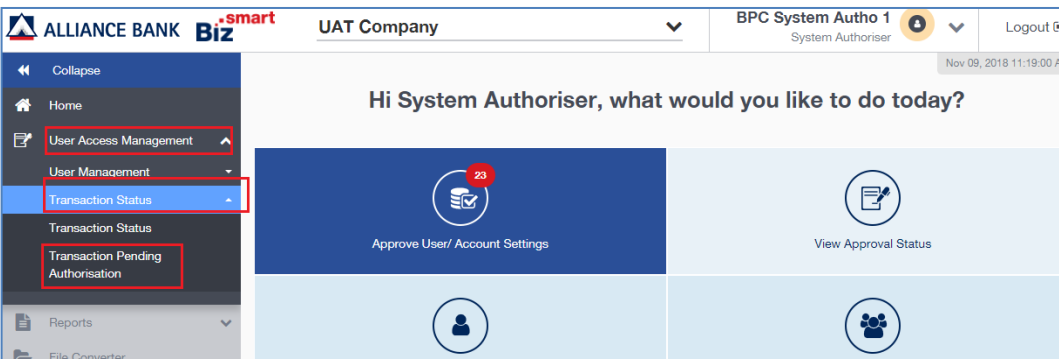
Other Payment Details :

SMS Notifications :-

Email Notifications :-

Login as System Authoriser (XXXXXXXcau)

Step 1. Go to **User Access Management > Transaction Status > Click on “Transaction Pending Authorisation”**



ALLIANCE BANK Biz UAT Company BPC System Autho 1 System Authoriser Logout

Nov 09, 2018 11:19:00 A

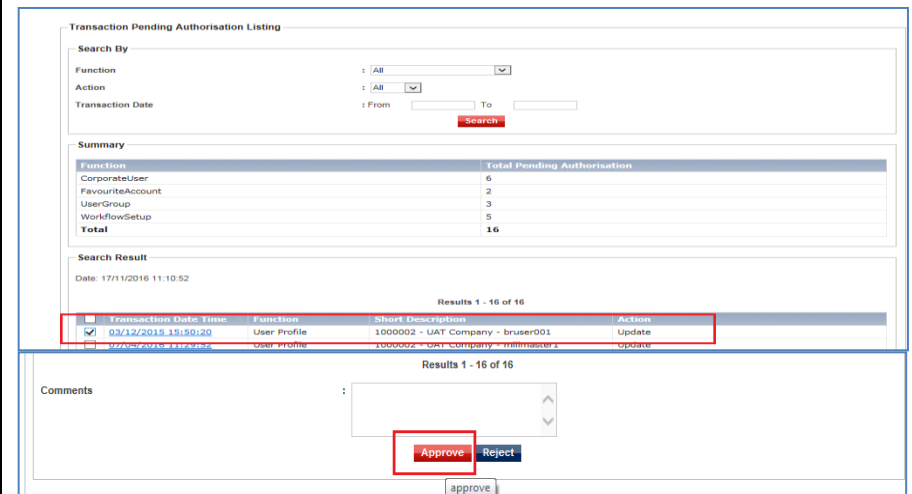
Hi System Authoriser, what would you like to do today?

Approve User/ Account Settings (23)

View Approval Status

Transaction Pending Authorisation

Step 2. Tick the checkbox of the transaction that needs to be approved and click on “Approve”



Transaction Pending Authorisation Listing

Search By

Function : AB

Action : AB

Transaction Date : From To

Search

Summary

Function	Total Pending Authorisation
CorporateUser	6
FavouriteAccount	2
UserGroup	3
WorkflowSetup	5
Total	16

Search Result

Date: 17/11/2016 11:10:52

Results 1 - 16 of 16

Transaction Date/Time	Function	Short Description	Action
<input checked="" type="checkbox"/> 03/12/2015 15:50:20	User Profile	1000002 - UAT Company - bruser001	Update
<input type="checkbox"/> 03/12/2015 15:50:20	User Profile	1000002 - UAT Company - testmaster	Update

Comments :

Step 3. Click on “Confirm” at the Preview page.

Transaction Pending Authorisation - Preview (Approve)

Results 1 - 1 of 1

Transaction Date Time	Function	Short Description	Action	Approval Status
24/08/2016 15:54:10	Workflow Setup	1000002 - UAT Company - Pay to Other Banks Accounts	Update	Created

Results 1 - 1 of 1

Comments :

Back Confirm

Step 4. Turn on the token and enter your 8-digit PIN > Press **OK** > Press **OK** at sign menu on the token > token will request to input checksum > Enter the checksum number you see on the screen to the token > Press **OK**> Enter the number you see on the token into the checksum sign column

Transaction Pending Authorisation - Preview (Approve)

Results 1 - 1 of 1


Transaction Date Time	Function	Short Description	Action	Approval Status
24/08/2016 15:54:10	Workflow Setup	1000002 - UAT Company - Pay to Other Banks Accounts	Update	Created

Results 1 - 1 of 1

Transaction Signing

Checksum : 47625912

Checksum Sign :



Step 5. Click on “Confirm”

Comments :

Back Confirm

Step 6. System will show “Transaction Signed” > Click on “OK”

Transaction Signed.

Your transaction(s) is now being processed.
Do not logout or close the browser until transaction(s) status is available.

Click OK to continue.

OK

From Name	ID	Amount	Equivalent Amount
140280010000252	werw	MYR 1,000.00	1
2900002197			